


# Dove Prisms | DP



Observe an image through the dove prism; you will see the image in inversion. Moreover, when you turn the prism the image will be turning around 2 times. The dove prism is widely used in where images inversion adjustment is needed.

- This is made with high fabrication process; there is no light incident axis deviation.
- The bore (A × B) of the length (D) has been designed and manufactured with high precision with no crack occur.
- We are also offering high surface accuracy at  $\lambda/4$  for laser experimental use.



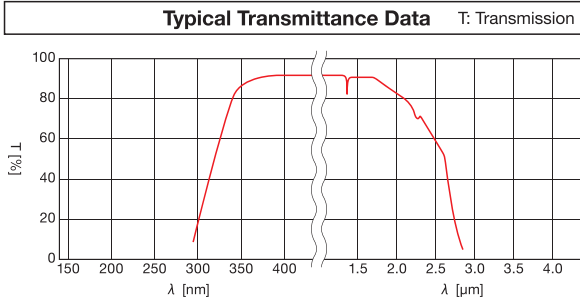
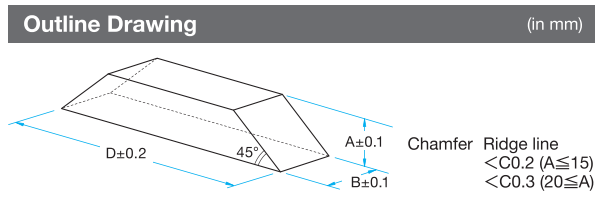
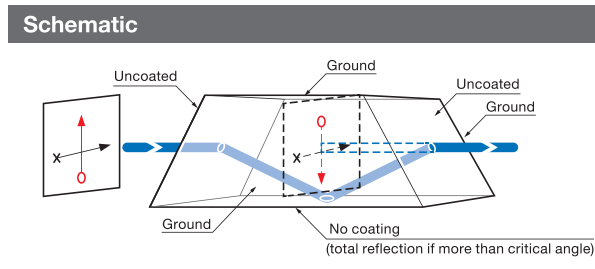
Specifications	
Material	BK7 ( $n_d=1.517$ )
Inclination angle	$45^\circ \pm 3'$
Surface Quality (Scratch-Dig)	20-10
Clear aperture	Circle or ellipse inscribed in a rectangular of 90% of the dimensions A and B

**Guide**

▶ AR coating on incident surface and emitting surface and aluminum coat on lower surface can be done as an option. Please contact our International Sales Division.

**Attention**

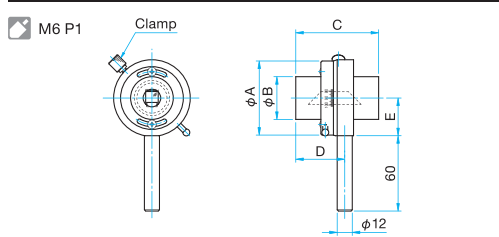
▶ When the prism is on the upright image position, the right and left side images are on mirror symmetry.  
 ▶ The chromatic aberration may happen when observation of image at high magnification through the dove prism.  
 ▶ The dimension of the D side mention in the catalog could be smaller in real due to the chamfer. The tolerance of the dimension of the bottom of the both slope side of the prism is taken as standard.  
 ▶ If dirt is found on the bottom surface of the dove prism (uncoated side), the dirt can be captured into the image.



Specifications			
Part Number	A = B [mm]	Length D [mm]	Surface flatness of substrate
DP-10-1	10	42.2	$\lambda$
DP-15-1	15	63.3	$\lambda$
DP-20-1	20	84.4	$\lambda$
DP-25-1	25	105.5	$\lambda$
DP-30-1	30	126.6	$\lambda$
DP-10-4	10	42.2	$\lambda/4$
DP-15-4	15	63.3	$\lambda/4$
DP-20-4	20	84.4	$\lambda/4$
DP-25-4	25	105.5	$\lambda/4$
DP-30-4	30	126.6	$\lambda/4$

## Dove Prism Holders | DPH

Dove prism mounted with turnable holder. The rotation center of the optics and the holder is adjustable.



Part Number	φA [mm]	φB [mm]	C [mm]	D [mm]	E [mm]
DPH-10	59	34	66	39	30
DPH-30	94	64	152	80	46.5

Specifications			
Part Number	Part number of optics included	Sensitivity [°]	Weight [kg]
DPH-10	DP-10-4	1	0.35
DPH-30	DP-30-4	1	1.3

Primary material: Aluminum  
Finish: Black Anodized

- Application Systems
- Machine Vision
- Manual Positions
- Motion Control Products
- Optical & Mirror Holder
- F A Parts
- Measurement & Control
- FA Electrical Parts
- Tool & Measure
- Cleanroom & AntiStatic
- Index
- Mirrors
- Beamsplitters
- Filters
- Polarizers
- Lenses
- Multi-Element Optics
- Prisms
- Substrates & Windows
- Holder & Vibration isolator