

XYZ Axis Aluminum Crossed Roller Translation Stages (Vertical)

Stage Size 40 × 40 mm / 60 × 60 mm

TAM-5L

RoHS

These XYZ assemblies incorporate an integrated (XY) axis aluminum linear stage and a (Z) axis aluminum stage with an integrated vertical bracket. Crossed roller guides enable smooth travel.



Guide

► Fine-pitch screws vs. micrometers are also available.

Application Systems

Optics & Optical Coatings

Opto-Mechanics

Bases

Manual Stages

Actuators & Adjusters

Motorized Stages

Light Sources & Laser Safety

Index

Guide

X Axis Stages

XY Axis Stages

Z Axis Stages

XZ Axis Stages

XYZ Axis Stages

Rotation Stages

Goniometer

Tilt Stages

Vacuum

Ball Bearing Guide

Crossed Roller

Dovetail

Lapping

V Groove Screw

Others

15 × 15 mm

25 × 25 mm

40 × 40 mm

60 × 60 mm

65 × 65 mm

80 × 80 mm

100 × 100 mm

120 × 120 mm

Others

Specifications

Part Number	METRIC	TAM-405CL	TAM-405SL	TAM-605CL	TAM-605SL
	INCH	TAM-405CLUU	TAM-405SLUU	—	—
(Opposite Model)	METRIC	—	TAM-405SRL	—	TAM-605SRL
	INCH	—	TAM-405SRLUU	—	—
Stage Size [mm]		40×40	40×40	60×60	60×60
Axes of Travel		XYZ axis			
Micrometer Position		Center	Side	Center	Side
Travel [mm]		XY axis ±6.5 Z axis ±6.5	XY axis ±6.5 Z axis ±6.5	XY axis ±6.5 Z axis ±6.5	XY axis ±6.5 Z axis ±6.5
Lead of Actuator [mm/rotation]		0.5	0.5	0.5	0.5
Micrometer Readable Resolution [mm]		0.01	0.01	0.01	0.01
Guide Method		Crossed roller			
Primary Material		Aluminum			
Finish		Black anodized			
Load Capacity [N]		49 (5.0kgf)	49 (5.0kgf)	49 (5.0kgf)	49 (5.0kgf)
Travel Accuracy	Straightness [μm]	2	2	2	2
	Pitch [N·m]	2.75	2.75	5.0	5.0
Max. Moment Capacity	Roll [N·m]	3.0	3.0	5.0	5.0
	Pitch [°/N·cm]	1.9	1.9	0.9	0.9
Options		FP	FP	FP	FP
Weight [kg]		0.4	0.4	0.9	0.9

Option

Option Code	Compatible product		Lead of Actuator [mm/rotation]	Micrometer Readable Resolution [mm]	Reference
	Products Name	Part Number			
FP	Fine-pitch Screw Adjusters	FPSA-62540	0.25	—	E008

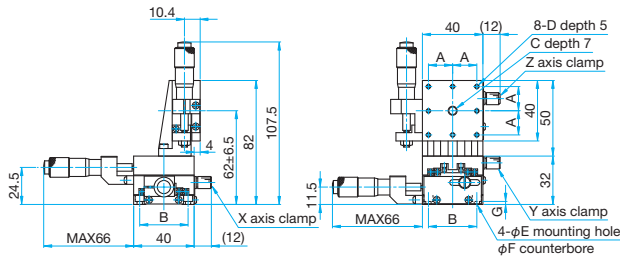
* Please add an option code as the part number suffix to specify various optional specifications.

* The FP type requires a hex wrench or the optional hex wrench with knob (KCL) for driving operation. [Reference](#) F010 [Catalog Code](#) W8008



Outline Drawing

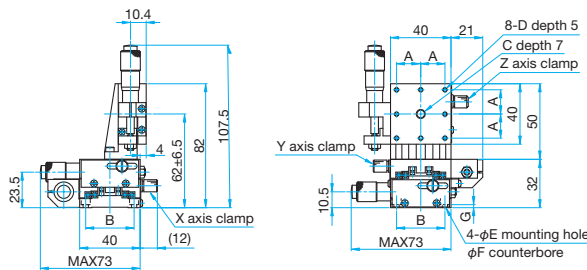
TAM-405CL/405CLUU Pan head screw M3x6...4 screws, Spring washers
Hexagonal socket head cap screw 6-32UNCx1/4...4 screws (UU)



Part Number	A (mm)	B (mm)	C	D	E (mm)	F (mm)	G (mm)
TAM-405CL	16	32	M6 P1	M3	3.5	6	2
TAM-405CLUU	15.875	31.75	1/4-20UNC	6-32UNC	4	6.5	1.5

TAM-405SL/405SLUU

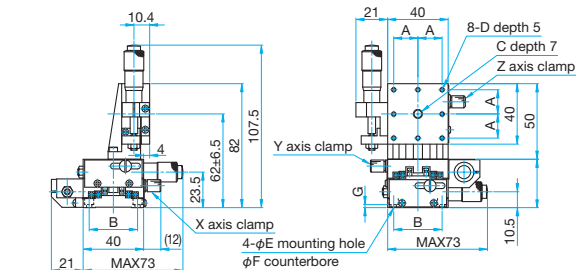
Pan head screw M3x6...4 screws, Spring washers
Hexagonal socket head cap screw 6-32UNCx1/4...4 screws (UU)



Part Number	A (mm)	B (mm)	C	D	E (mm)	F (mm)	G (mm)
TAM-405SL	16	32	M6 P1	M3	3.5	6	2
TAM-405SLUU	15.875	31.75	1/4-20UNC	6-32UNC	4	6.5	1.5

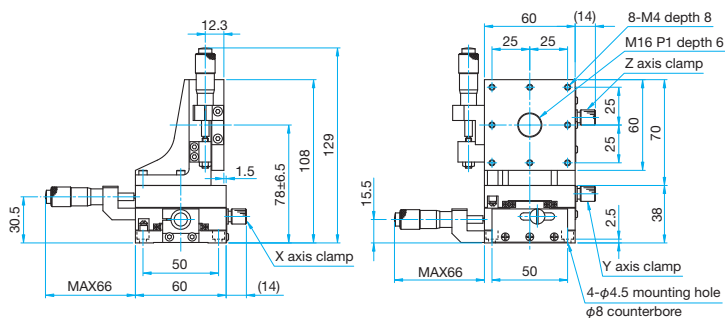
TAM-405SRL/405SRLUU

Pan head screw M3x6...4 screws, Spring washers
Hexagonal socket head cap screw 6-32UNCx1/4...4 screws (UU)

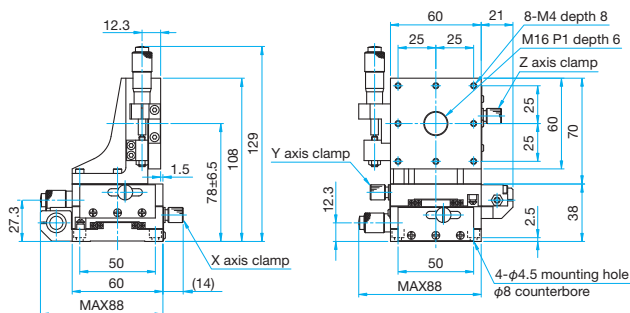


Part Number	A (mm)	B (mm)	C	D	E (mm)	F (mm)	G (mm)
TAM-405SRL	16	32	M6 P1	M3	3.5	6	2
TAM-405SRLUU	15.875	31.75	1/4-20UNC	6-32UNC	4	6.5	1.5

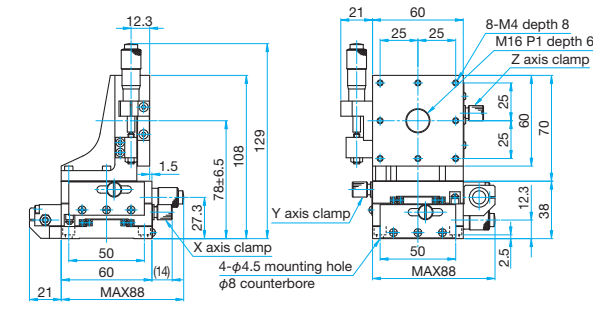
TAM-605CL Hexagonal socket head cap screw M4x8...4 screws



TAM-605SL Hexagonal socket head cap screw M4x8...4 screws



TAM-605SRL Hexagonal socket head cap screw M4x8...4 screws



Application Systems

Optics & Optical Coatings

Opto-Mechanics

Bases

Manual Stages

Actuators & Adjusters

Motoeized Stages

Light Sources & Laser Safety

Index

Guide

X Axis Stages

XY Axis Stages

Z Axis Stages

XZ Axis Stages

XYZ Axis Stages

Rotation Stages

Goniometer

Tilt Stages

Vacuum

Ball Bearing Guide

Crossed Roller

Dovetail

Lapping

V Groove Screw

Ohters

15 × 15 mm

25 × 25 mm

40 × 40 mm

60 × 60 mm

65 × 65 mm

80 × 80 mm

100 × 100 mm

120 × 120 mm

Others

XYZ Axis Aluminum Crossed Roller Translation Stages (Vertical)

Stage Size 65 × 65 mm / 80 × 80 mm

TAM-5L

RoHS

These XYZ assemblies incorporate an integrated (XY) axis aluminum linear stage and a (Z) axis aluminum stage with an integrated vertical bracket. Crossed roller guides enable smooth travel.



Guide

► Fine-pitch screws vs. micrometers are also available.

Specifications

Part Number	METRIC	TAM-655CL-M6	TAM-655SL-M6	TAM-805CL	TAM-805SL
	INCH	TAM-655CLUU	TAM-655SLUU	—	—
(Opposite Model)	METRIC	—	TAM-655SRL-M6	—	—
	INCH	—	TAM-655SRLUU	—	—
Stage Size [mm]		65×65	65×65	80×80	80×80
Axes of Travel		XYZ axis			
Micrometer Position		Center	Side	Center	Side
Travel [mm]		XY axis ±6.5 Z axis ±6.5	XY axis ±6.5 Z axis ±6.5	XY axis ±7.5 Z axis ±7.5	XY axis ±7.5 Z axis ±7.5
Lead of Actuator [mm/rotation]		0.5	0.5	0.5	0.5
Micrometer Readable Resolution [mm]		0.01	0.01	0.01	0.01
Guide Method		Crossed roller			
Primary Material		Aluminum			
Finish		Black anodized			
Load Capacity [N]		49 (5.0kgf)	49 (5.0kgf)	49 (5.0kgf)	49 (5.0kgf)
Travel Accuracy	Straightness [μm]	2	2	2	2
Max. Moment Capacity	Pitch [N·m]	5.0	5.0	7.0	7.0
	Roll [N·m]	5.0	5.0	7.0	7.0
Moment Stiffness	Pitch ["/N·cm]	0.9	0.9	0.35	0.35
	Options	FP	FP	FP	FP
Weight [kg]		1.15	1.15	1.5	1.5

Option for □65mm

Option Code	Compatible product		Lead of Actuator [mm/rotation]	Micrometer Readable Resolution [mm]	Reference
	Products Name	Part Number			
FP	Fine-pitch Screw Adjusters	FPSA-62540	0.25	—	E008

Option for □80mm

Option Code	Compatible product		Lead of Actuator [mm/rotation]	Micrometer Readable Resolution [mm]	Reference
	Products Name	Part Number			
FP	Fine-pitch Screw Adjusters	FPSA-62550	0.25	—	E008

* Please add an option code as the part number suffix to specify various optional specifications.

* The FP type requires a hex wrench or the optional hex wrench with knob (KCL) for driving operation. [Reference](#) F010 [Catalog Code](#) W8008

Application Systems

Optics & Optical Coatings

Opto-Mechanics

Bases

Manual Stages

Actuators & Adjusters

Motorized Stages

Light Sources & Laser Safety

Index

Guide

X Axis Stages

XY Axis Stages

Z Axis Stages

XZ Axis Stages

XYZ Axis Stages

Rotation Stages

Goniometer

Tilt Stages

Vacuum

Ball Bearing Guide

Crossed Roller

Dovetail

Lapping

V Groove Screw

Others

15 × 15 mm

25 × 25 mm

40 × 40 mm

60 × 60 mm

65 × 65 mm

80 × 80 mm

100 × 100 mm

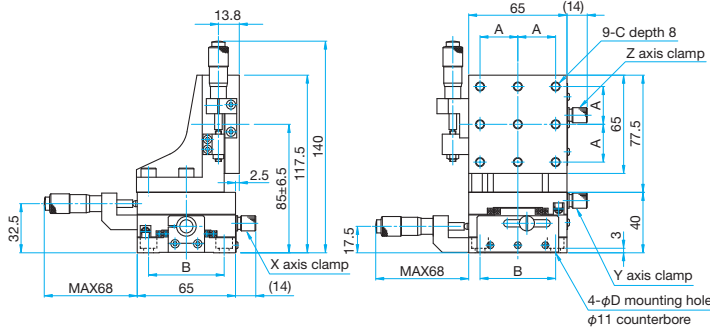
120 × 120 mm

Others



Outline Drawing

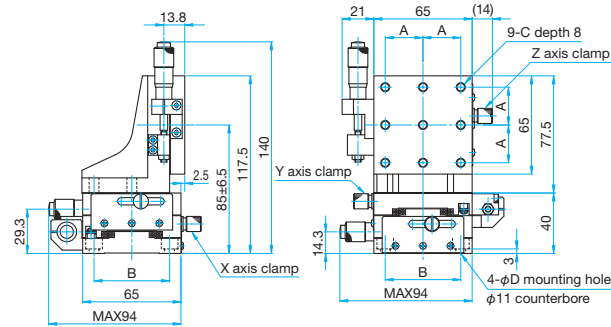
TAM-655CL-M6/655CLUU Hexagonal socket head cap screw M6x8...4 screws (M6)
 Hexagonal socket head cap screw 1/4-20UNCx3/8...4 screws (UU)



Part Number	A (mm)	B (mm)	C	D (mm)
TAM-655CL-M6	25	50	M6 P1	6.5
TAM-655CLUU	25.4	50.8	1/4-20UNC	7

TAM-655SL-M6/655SLUU

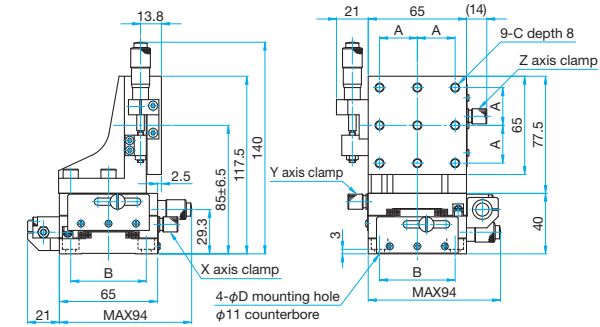
Hexagonal socket head cap screw M6x8...4 screws (M6)
 Hexagonal socket head cap screw 1/4-20UNCx3/8...4 screws (UU)



Part Number	A (mm)	B (mm)	C	D (mm)
TAM-655SL-M6	25	50	M6 P1	6.5
TAM-655SLUU	25.4	50.8	1/4-20UNC	7

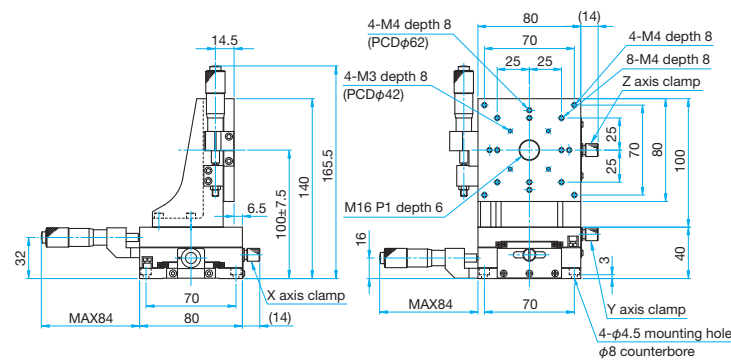
TAM-655SRL-M6/655SRLUU

Hexagonal socket head cap screw M6x8...4 screws (M6)
 Hexagonal socket head cap screw 1/4-20UNCx3/8...4 screws (UU)

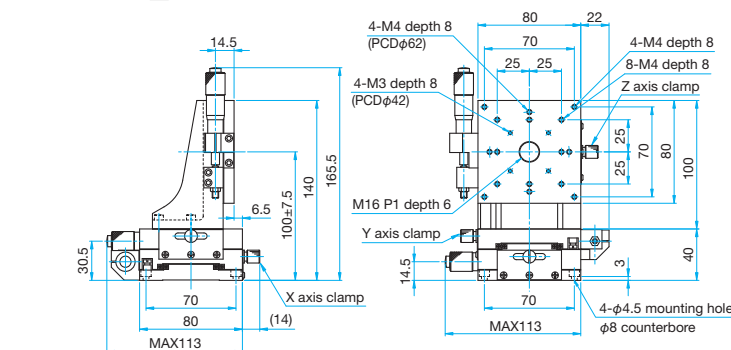


Part Number	A (mm)	B (mm)	C	D (mm)
TAM-655SRL-M6	25	50	M6 P1	6.5
TAM-655SRLUU	25.4	50.8	1/4-20UNC	7

TAM-805CL Hexagonal socket head cap screw M4x8...4 screws



TAM-805SL Hexagonal socket head cap screw M4x8...4 screws



- Application Systems
- Optics & Optical Coatings
- Opto-Mechanics
- Bases
- Manual Stages
- Actuators & Adjusters
- MotORIZED Stages
- Light Sources & Laser Safety
- Index
- Guide
- X Axis Stages
- XY Axis Stages
- Z Axis Stages
- XZ Axis Stages
- XYZ Axis Stages
- Rotation Stages
- Goniometer
- Tilt Stages
- Vacuum
- Ball Bearing Guide
- Crossed Roller
- Dovetail
- Lapping
- V Groove Screw
- Others
- 15 × 15 mm
- 25 × 25 mm
- 40 × 40 mm
- 60 × 60 mm
- 65 × 65 mm
- 80 × 80 mm
- 100 × 100 mm
- 120 × 120 mm
- Others