

XYZ Axis Preset Dovetail Translation Stages

Stage Size 15 × 15 mm / 25 × 25 mm / 40 × 40 mm / 60 × 60 mm / 65 × 65 mm

TASB-5

RoHS


XYZ axis translation stages with horizontal top plate.
Space saving design offers compact footprints.
Appropriate for system integration.

- Ideal for system integration where fine alignment is made, the stage is locked, and the system is sealed or closed.
- Multiple square footprints available.
- Minimal protrusions, including the adjustment knob, to fit within tight locations.
- Lockable with the use of a small locking set screw and wrench.

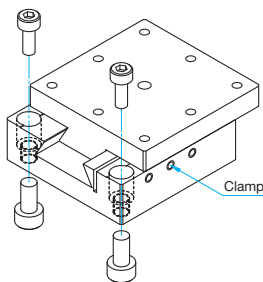


Guide

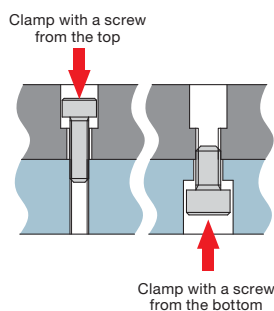
► A hex wrench, knurled knob, and locking wrench are included.



Mounting Method



Detailed Illustration



Top mounting

Tapped holes are used as counterbores because screws are smaller than tapped holes and will go in without any interference.

Bottom mounting

Clamp with screws that match the specification of tapped holes.

About Mounting Holes

The bottom mounting holes of preset stages are tapped holes. These stages allow mounting from the top or the bottom, convenient for securing on optical breadboards or other instruments as well as assembling in systems. Use the screws of the sizes listed in the table on the right for mounting.

Part Number	Secure from the top	Secure from the bottom
TASB-155	M2	M2.6
TASB-255	M2	M3
TASB-405	M3	M4
TASB-405UU	6-32UNC	—
TASB-605	M4	M5
TASB-655-M6	M6	M8
TASB-655UU	1/4-20UNC	5/16-18UNC

* When mounting from the top surface, slide the top surface to insert screws in mounting holes.

Specifications

Part Number	METRIC	TASB-155	TASB-255	TASB-405	TASB-605	TASB-655-M6
	INCH	—	—	TASB-405UU	—	TASB-655UU
Stage Size [mm]		15×15	25×25	40×40	60×60	65×65
Axes of Travel		XYZ axis				
Travel [mm]		XY axis ±2 Z axis +2 / -0	XY axis ±3 Z axis +3 / -0	XY axis ±7 Z axis +5 / -0	XY axis ±10 Z axis +7 / -0	XY axis ±12.5 Z axis +7 / -0
Screw Pitch [mm]		0.4	0.5	0.5	0.5	0.5
Guide Method		Dovetail slide method				
Primary Material		Brass				
Finish		Black matte				
Load Capacity [N]		4.9 (0.5kgf)	6.9 (0.7kgf)	29.4 (3.0kgf)	98.1 (10.0kgf)	98.1 (10.0kgf)
Travel Accuracy	Straightness [μm]	30	30	30	30	30
Max. Moment Capacity	Pitch [N·m]	—	0.3	0.5	1.0	1.0
	Roll [N·m]	—	0.3	0.5	1.0	1.0
Moment Stiffness	Pitch [°/N·cm]	—	9.7	5.8	1.5	1.5
	Roll [°/N·cm]	—	7.7	3.7	2.5	2.5
Parallelism [μm]		200	200	200	200	200
Weight [kg]		0.04	0.16	0.53	1.73	2.22

Application Systems

Optics & Optical Coatings

Opto-Mechanics

Bases

Manual Stages

Actuators & Adjusters

Motorized Stages

Light Sources & Laser Safety

Index

Guide

X Axis Stages

XY Axis Stages

Z Axis Stages

XZ Axis Stages

XYZ Axis Stages

Rotation Stages

Goniometer

Tilt Stages

Vacuum

Ball Bearing Guide

Crossed Roller

Dovetail

Lapping

V Groove Screw

Others

15 × 15 mm

25 × 25 mm

40 × 40 mm

60 × 60 mm

65 × 65 mm

80 × 80 mm

100 × 100 mm

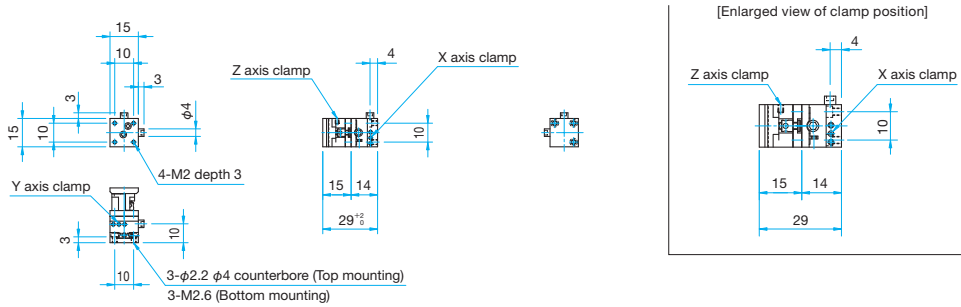
120 × 120 mm

Others

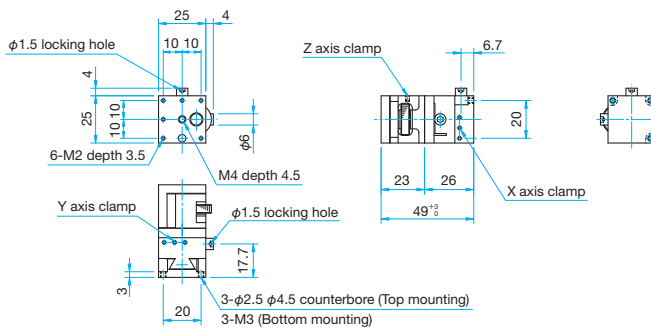


Outline Drawing

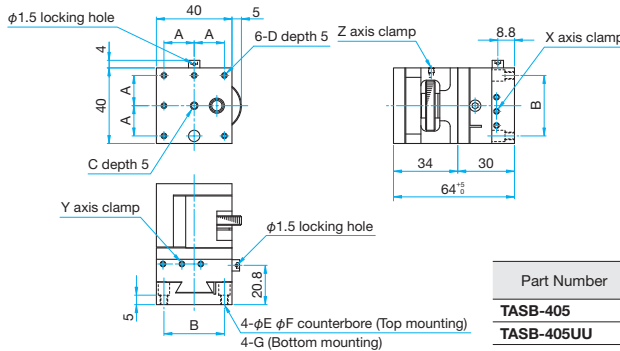
TASB-155 Pan head screw M2x5...3 screws, One 2.5mm hex wrench with knob, One 0.89mm hex wrench XY axis=Wrench size for adjustment 2.5mm, Z axis=Adjustment hole size ϕ 1.8mm
Wrench size for clamp common to XYZ axes=0.89mm



TASB-255 Pan head screw M2x6...3 screws, One 3mm hex wrench with knob, One 0.89mm hex wrench Wrench size for adjustment XY axes=3mm, Wrench size for clamp common to XYZ axes=0.89mm



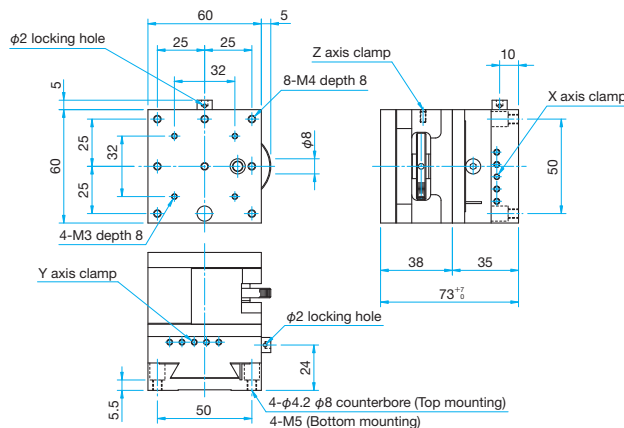
TASB-405/405UU Pan head screw M3x8...4 screws, One 3mm hex wrench with knob, One 1.5mm hex wrench Wrench size for adjustment XY axis=3mm, Wrench size for clamp common to XYZ axes=1.5mm
 Hexagonal socket head cap screw 6-32UNCx3/8...4 screws, One 3mm hex wrench with knob, One 1.5mm hex wrench (UU)
Wrench size for adjustment XY axis=3mm, Wrench size for clamp common to XYZ axes=1.5mm (UU)



Part Number	A (mm)	B (mm)	C	D	E (mm)	F (mm)	G
TASB-405	16	32	M4	M3	3.3	6	M4
TASB-405UU	15.875	31.75	8/32UNC	6-32UNC	4	6.5	

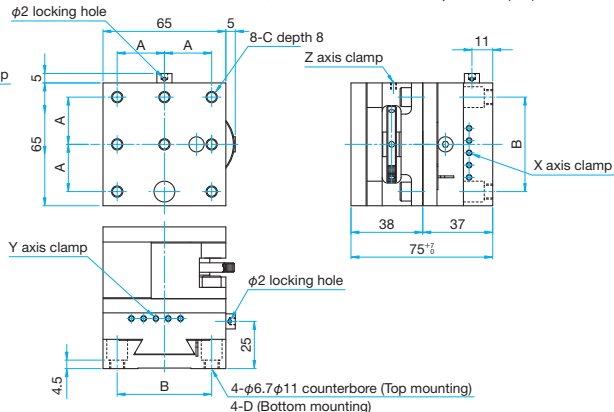
TASB-605

Hexagonal socket head cap screw M4x10...4 screws, One 3mm hex wrench with knob, One 1.5mm hex wrench XY axes=Wrench size for adjustment 3mm, Z axis=Adjustment hole size ϕ 3mm
Wrench size for clamp common to XYZ axes=1.5mm



TASB-655-M6/655UU

Hexagonal socket head cap screw M6x12...4 screws, One 3mm hex wrench with knob, One 1.5mm hex wrench (M6) Hexagonal socket head cap screw 1/4-20UNCx1/2...4 screws, One 3mm hex wrench with knob, One 1.5mm hex wrench (UU) Hex wrench size with knob 3mm, hex wrench size for clamp 1.5mm (M6) Hex wrench size with knob 3mm, hex wrench size for clamp 1.5mm (UU)



Part Number	A (mm)	B (mm)	C	D
TASB-655-M6	25	50	M6	M8
TASB-655UU	25.4	50.8	1/4-20UNC	5/16-18UNC

Application Systems

Optics & Optical Coatings

Opto-Mechanics

Bases

Manual Stages

Actuators & Adjusters

Motoeized Stages

Light Sources & Laser Safety

Index

Guide

X Axis Stages

XY Axis Stages

Z Axis Stages

XZ Axis Stages

XYZ Axis Stages

Rotation Stages

Goniometer

Tilt Stages

Vacuum

Ball Bearing Guide

Crossed Roller

Dovetail

Lapping

V Groove Screw

Ohters

15 x 15 mm

25 x 25 mm

40 x 40 mm

60 x 60 mm

65 x 65 mm

80 x 80 mm

100 x 100 mm

120 x 120 mm

Others