

X axis Steel Extended Contact Slide Stages X axis Steel Extended Contact Slide Stages (Coarse/Fine Movement)

MLT31

RoHS

MLT31-SDM

Application Systems

Machine Vision

Manual Positions

Motion Control Products

Optical & Mirror Holder

F A Parts

Measurement & Control

FA Electrical Parts

Tool & Measure

Cleanroom & AntiStatic

Index

X Axis

XY Axis

Z Axis

XZ Axis

XYZ Axis

Rotation

Goniometers/Tilt

Multiaxis

Linear Guide

15mm

25mm

50mm

60mm

70mm

80mm

100mm

120mm

Others

Long travel hardened Steel linear stages with integrated bearing ways for superior stiffness, accuracy and durability.

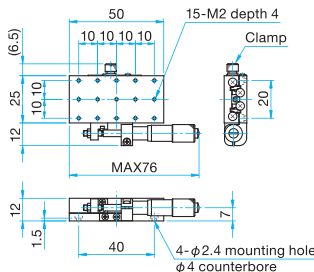


- The rectangular shape minimizes the footprint while providing longer travel.
- The coarse/fine movement type uses a 5mm lead screw, enabling fast coarse adjustments. Fine adjustments can then be made using the opposing micrometer.

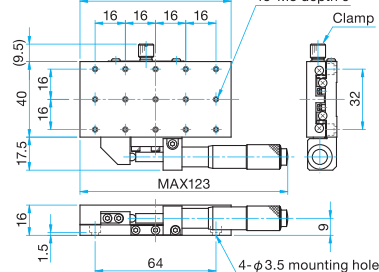


Outline Drawing

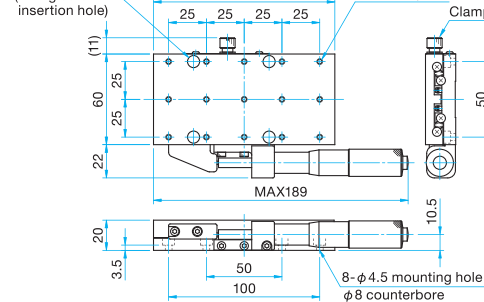
MLT31-2550S Hexagon socket head cap screw M2x4...4 screws



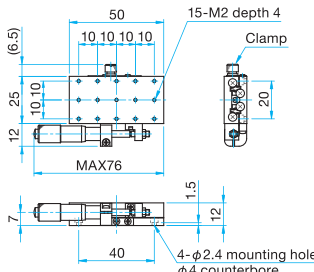
MLT31-4080S Hexagon socket head cap screw M3x6...4 screws Spring washers



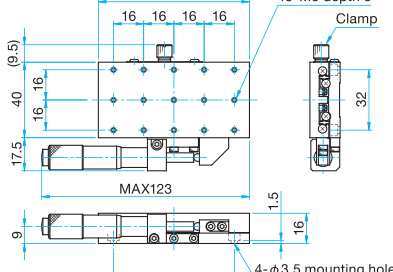
MLT31-6012S Hexagonal socket head cap screw M4x8...4 screws



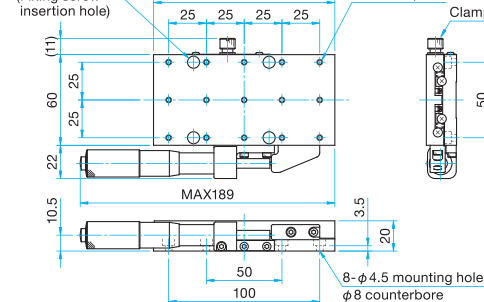
MLT31-2550SR Hexagon socket head cap screw M2x4...4 screws



MLT31-4080SR Hexagon socket head cap screw M3x6...4 screws Spring washers



MLT31-6012SR Hexagonal socket head cap screw M4x8...4 screws



SPEC UP

Specifications

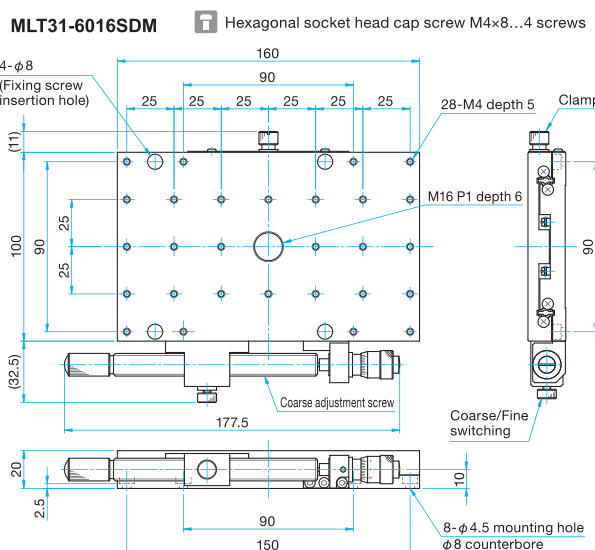
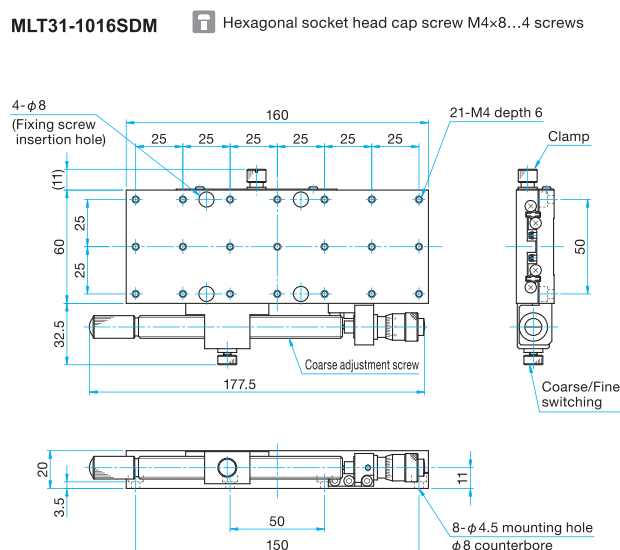
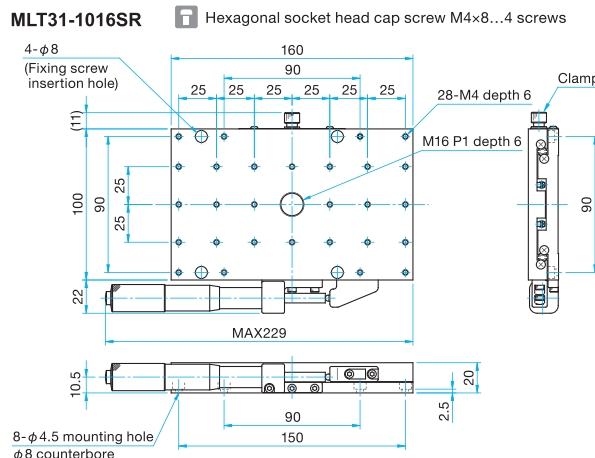
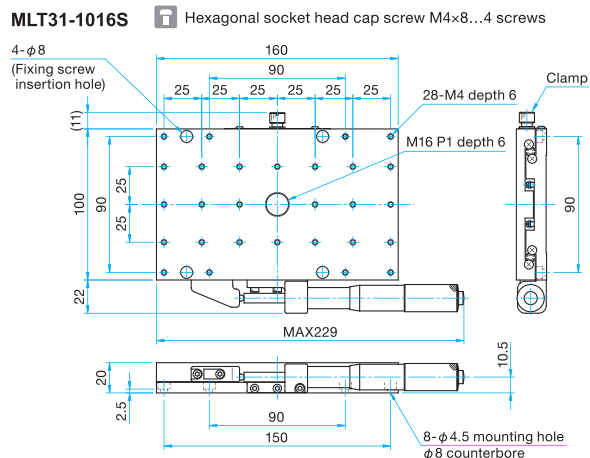
Part Number	MLT31-2550S	MLT31-4080S	MLT31-6012S
Opposite Model	MLT31-2550SR	MLT31-4080SR	MLT31-6012SR
Table Size [mm]	25x50	40x80	60x120
Micrometer Position	Side	Side	Side
Travel [mm]	±6.5	±12.5	±20
Lead of Actuator [mm/rotation]	0.5	0.5	0.5
Micrometer Readable Resolution [mm]	0.01	0.01	0.01
Positioning Slide	Extended contact ball guide	Extended contact ball guide	Extended contact ball guide
Primary Material	Steel	Steel	Steel
Finish	Super black chrome	Super black chrome	Super black chrome
Load Capacity [N]	49 (5.0kgf)	196 (20.0kgf)	392 (40.0kgf)
Travel Accuracy	Straightness [μm]	1	1
	Pitch ["]	30	30
	Yaw ["]	25	30
Max. Moment Capacity	Pitch [N·m]	3.9	7.9
	Roll [N·m]	2.5	3.9
	Yaw [N·m]	2.0	4.9
Moment Stiffness	Pitch ["/N·cm]	1.2	0.2
	Roll ["/N·cm]	1.6	0.3
	Yaw ["/N·cm]	1.2	0.2
Parallelism [μm]	30	30	50
Running Parallelism [μm]	10	10	12
Weight [kg]	0.1	0.4	1.0

Catalog Code **W7009**

Catalog Code **W7010**



Outline Drawing



SPEC UP

Specifications		MLT31-1016S	MLT31-1016SR	MLT31-6016SDM
Part Number		MLT31-1016S	MLT31-1016SR	MLT31-6016SDM
Opposite Model		MLT31-1016SDM	—	—
Table Size [mm]		100×160	60×160	100×160
Micrometer Position		Side	Side	Side
Travel [mm]		±25m	Coarse: ±35 Fine: ±3	Coarse: ±35 Fine: ±3
Lead of Actuator [mm/rotation]		0.5	Coarse: 5 Fine: 0.5	Coarse: 5 Fine: 0.5
Micrometer Readable Resolution [mm]		0.01	Coarse: — Fine: 0.01	Coarse: — Fine: 0.01
Positioning Slide		Extended contact ball guide	Extended contact ball guide	Extended contact ball guide
Primary Material		Steel	Steel	Steel
Finish		Super black chrome	Super black chrome	Super black chrome
Load Capacity [N]		686 (70.0kgf)	490 (50.0kgf)	686 (70.0kgf)
Travel Accuracy	Straightness [μm]	1	1	1
	Pitch ["]	25	25	25
	Yaw ["]	15	15	15
Max. Moment Capacity	Pitch [N·m]	51.0	29.4	51.0
	Roll [N·m]	41.7	9.8	41.7
	Yaw [N·m]	19.6	14.7	19.6
Moment Stiffness	Pitch ["/N·cm]	0.02	0.07	0.02
	Roll ["/N·cm]	0.03	0.2	0.03
	Yaw ["/N·cm]	0.02	0.09	0.02
Parallelism [μm]		50	50	50
Running Parallelism [μm]		15	15	15
Weight [kg]		2.4	1.3	2.5

Application Systems

Machine Vision

Manual Positions

Motion Control Products

Optical & Mirror Holder

F A Parts

Measurement & Control

FA Electrical Parts

Tool & Measure

Cleanroom & AntiStatic

Index

X Axis

XY Axis

Z Axis

XZ Axis

XYZ Axis

Rotation

Goniometers /Tilt

Multiaxis

Linear Guide

□15mm

□25mm

□40mm

□50mm

□60mm

□70mm

□80mm

□100mm

□120mm

Others